



Holiday Worksheet

DATE :

GRADE : 2

WORKSHEET NO.1

MATHEMATICS

Add the following sums:

1) $\begin{array}{r} 51 \\ + 42 \\ \hline \end{array}$ 2) $\begin{array}{r} 37 \\ + 42 \\ \hline \end{array}$ 3) $\begin{array}{r} 42 \\ + 36 \\ \hline \end{array}$ 4) $\begin{array}{r} 52 \\ + 34 \\ \hline \end{array}$ 5) $\begin{array}{r} 33 \\ + 35 \\ \hline \end{array}$ 6) $\begin{array}{r} 27 \\ + 62 \\ \hline \end{array}$

7) $\begin{array}{r} 11 \\ + 34 \\ \hline \end{array}$ 8) $\begin{array}{r} 67 \\ + 12 \\ \hline \end{array}$ 9) $\begin{array}{r} 34 \\ + 42 \\ \hline \end{array}$ 10) $\begin{array}{r} 23 \\ + 45 \\ \hline \end{array}$ 11) $\begin{array}{r} 34 \\ + 25 \\ \hline \end{array}$ 12) $\begin{array}{r} 42 \\ + 31 \\ \hline \end{array}$

ENGLISH

Say these words aloud:

Need	peel	seem	green	deep	meet
Seed	feel	neem	been	sweep	feet
Speed	wheel		seen	keep	greet

Reading Comprehension- Read the short passage and answer the questions:

Football Lou plays football. He loves football. Lou can run fast and throw far. He will ask Jon to play with him.		What does Lou play? <input type="radio"/> games <input type="radio"/> football <input type="radio"/> soccer
		What can Lou do? <input type="radio"/> run fast <input type="radio"/> jump high <input type="radio"/> score
		What will he do? <input type="radio"/> wear a hat <input type="radio"/> run fast <input type="radio"/> ask Jon to play

Rearrange the words to make sentences:

1. three / Mary / friends / has _____
2. Alia / at / beach / is / the _____
3. is / wearing / a / she / hat _____
4. happy / is / she _____

NOTE: Kindly make the children to complete the given task in rough note book.



Holiday Worksheet		
DATE :	GRADE : 2	WORKSHEET NO. 2

MATHEMATICS

1)	$\begin{array}{r} 257 \\ + 136 \\ \hline \end{array}$	2)	$\begin{array}{r} 409 \\ + 78 \\ \hline \end{array}$	3)	$\begin{array}{r} 346 \\ + 225 \\ \hline \end{array}$	4)	$\begin{array}{r} 326 \\ + 358 \\ \hline \end{array}$
5)	$\begin{array}{r} 462 \\ + 153 \\ \hline \end{array}$	6)	$\begin{array}{r} 371 \\ + 134 \\ \hline \end{array}$	7)	$\begin{array}{r} 285 \\ + 143 \\ \hline \end{array}$	8)	$\begin{array}{r} 470 \\ + 165 \\ \hline \end{array}$

ENGLISH

Say these words aloud:

moon	pool	root	book	wood
Soon	cool	foot	cook	good
Spoon	school	shoot	look	food

Reading Comprehension- Read the short passage and answer the questions:

Sam the Cat

Simple Stories for BEGINNING Readers



Read it:

Draw it:

I have a cat.

My cat is orange.

My cat is fat.

My cat's name is Sam.

Sam likes to play.

He plays with a red ball.

Sam can not get the rat.

The rat is brown.

The rat is fast.

1. Who is the story about?

2. Why can't Sam get the rat?

3. List two rhyming words from the story.

NOTE: Kindly make the children to complete the given task in rough note book.



Holiday Worksheet

DATE :

GRADE : 2

WORKSHEET NO. 3

MATHEMATICS

Subtract the given sums:

$\begin{array}{r} 52 \\ - 15 \\ \hline \end{array}$	$\begin{array}{r} 86 \\ - 79 \\ \hline \end{array}$	$\begin{array}{r} 72 \\ - 44 \\ \hline \end{array}$	$\begin{array}{r} 39 \\ - 12 \\ \hline \end{array}$
$\begin{array}{r} 69 \\ - 11 \\ \hline \end{array}$	$\begin{array}{r} 97 \\ - 54 \\ \hline \end{array}$	$\begin{array}{r} 77 \\ - 66 \\ \hline \end{array}$	$\begin{array}{r} 55 \\ - 17 \\ \hline \end{array}$
$\begin{array}{r} 59 \\ - 24 \\ \hline \end{array}$	$\begin{array}{r} 73 \\ - 37 \\ \hline \end{array}$	$\begin{array}{r} 98 \\ - 41 \\ \hline \end{array}$	$\begin{array}{r} 67 \\ - 45 \\ \hline \end{array}$

ENGLISH

Say these words aloud:

rain	painl	nail	paid	paint
main	mail	snail	raid	saint
train	tail	laid	maid	faint

Reading Comprehension- Read the short passage and answer the given questions:

Library

I have a brother.

His name is John.

We like to read books.

We read books in the library.



- I have a brother and his name is _____.
 - Bill
 - John
 - Stuart
- We like to _____.
 - take a nap
 - swimming
 - read books
- We read books in _____.
 - the library
 - class
 - in the house

NOTE: Kindly make the children to complete the given task in rough note book.



Holiday Worksheet

DATE : GRADE : 2 WORKSHEET NO.4

MATHEMATICS

Subtract the given sums:

$$\begin{array}{r} 1) \quad 346 \\ - 120 \\ \hline \end{array} \quad \begin{array}{r} 2) \quad 257 \\ - 132 \\ \hline \end{array} \quad \begin{array}{r} 3) \quad 427 \\ - 104 \\ \hline \end{array} \quad \begin{array}{r} 4) \quad 542 \\ - 110 \\ \hline \end{array}$$

$$\begin{array}{r} 5) \quad 653 \\ - 211 \\ \hline \end{array} \quad \begin{array}{r} 6) \quad 346 \\ - 112 \\ \hline \end{array} \quad \begin{array}{r} 7) \quad 485 \\ - 134 \\ \hline \end{array} \quad \begin{array}{r} 8) \quad 563 \\ - 242 \\ \hline \end{array}$$

ENGLISH

WORD WISE – Read the given words.

sh	ch	th	wh
shade	chain	three	whale
shake	chair	throw	wheat
share	chase	think	wheel
she	charm	thigh	while
sheep	chat	third	what
ship	cheese	thirsty	whisper
shirt	chess	thongs	whistle
shoes	chop	thread	white
shop	choose	throat	who
shot	church	Thursday	when

Reading Comprehension- Read the short passage and answer the given questions:

Lemonade Stand

It was a hot, hot day. Sara and Blake wanted to set up a stand to sell lemonade. They made lemonade by mixing water, lemons, and sugar. Next, they set up a table and put out cups. After that, they made a big sign. Sara and Blake sold it for fifty cents a cup. Lots of people came to buy their drinks. At the end of the day, Sara and Blake had made twenty dollars!

1. How do Sara and Blake make the lemonade?

2. How much money do Sara and Blake make?

3. Sequence the events. Write 1, 2, 3, 4, 5.

- ___ They made a sign.
- ___ They made the lemonade.
- ___ They set up a table and put out cups.
- ___ They made twenty dollars.
- ___ Lots of people bought the lemonade.



NOTE: Kindly make the children to complete the given task in rough note book.



Holiday Worksheet


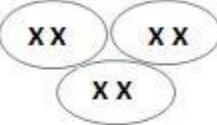

DATE :

GRADE : 2

WORKSHEET NO.5

MATHEMATICS

UNDERSTAND THE CONCEPT MULTIPLICATION

					
Factors	Repeated Addition	Groups	Array	Commutative Property	Product
3x2	2+2+2			2x3	6
5x2					
4x3					
5x3					

ENGLISH

Read the sight words from above boxes and color them as follow:

I'm	Let	Live
Round	Some	Of

I'm - violet

Let - blue

Live - orange

Round - pink

Some - green

Of - black

Read the sight words from above boxes and use them to complete the following sentences

- Where do you _____?
- _____ rhymes with the word "from".
- _____ very busy now.
- The opposite _____ take is give.
- _____ us go to a movie today.
- We have a _____ dining table at our house.

NOTE: Kindly make the children to complete the given task in rough note book.



Holiday Worksheet

DATE :

GRADE : 2

WORKSHEET NO.6

MATHEMATICS

UNDERSTANDING MULTIPLICATION (ARRAYS) 2

Look at the array of oranges below:



- This array can be thought of as 4 groups of 3 oranges, or 4×3 .
- There are 12 oranges in the array, so we have $4 \times 3 = 12$.

Change these arrays into multiplication sentences.

1) ** ** ** ** $4 \times 2 = \underline{\quad}$	2) oooo oooo oooo $3 \times \underline{\quad} = \underline{\quad}$
3) $\underline{\quad} \times \underline{\quad} = \underline{\quad}$	4) *** *** *** $\underline{\quad} \times \underline{\quad} = \underline{\quad}$
5) oo oo oo oo oo oo $\underline{\quad} \times \underline{\quad} = \underline{\quad}$	6) $\underline{\quad} \times \underline{\quad} = \underline{\quad}$
7) ***** ***** $\underline{\quad} \times \underline{\quad} = \underline{\quad}$	8) ooo ooo ooo ooo ooo $\underline{\quad} \times \underline{\quad} = \underline{\quad}$
9) $\underline{\quad} \times \underline{\quad} = \underline{\quad}$	10) ***** ***** ***** $\underline{\quad} \times \underline{\quad} = \underline{\quad}$
10) oooooooooo oooooooooo $\underline{\quad} \times \underline{\quad} = \underline{\quad}$	11) $\underline{\quad} \times \underline{\quad} = \underline{\quad}$

ENGLISH

Read the sight words from above boxes and color them as follow:

About	Every	From	Just
When	Put	Take	Then

Read the sight words from above boxes and color them as follow:

About - violet Every - blue From - orange Just - gray
When - pink Put - green Take - black Then - red

Read the sight words from above boxes and use them to complete the following sentences.

- I have _____ 100 new dresses.
- I will _____ you to the museum.
- Where are you _____?
- This word rhymes with when _____.
- She plays chess _____ day.
- Please _____ this box in your bag.
- I _____ read a story book.
- _____ will you reach office.

NOTE: Kindly make the children to complete the given task in rough note book.